

# Online Food Allergy and Intolerance Training

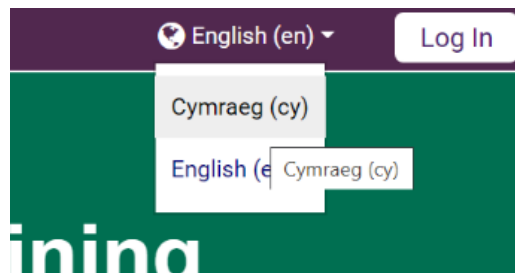
## User guide

### Content List

1. Language
2. Registering
3. Technical support
4. Getting started
5. Course modules
6. Transcripts
7. Tests
8. CPD certificate

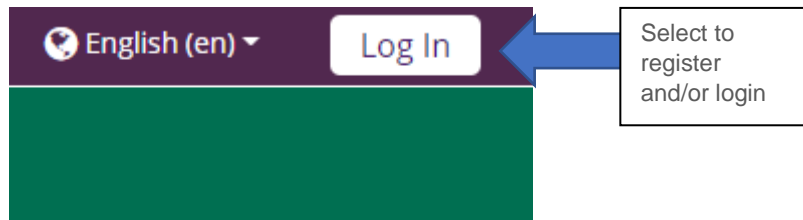
### 1. Language

- 1.1 The training is available in English and Welsh. To change the language to Welsh hover the cursor over the word English (en), in the top right corner of the page, and select 'Cymraeg (cy)'.



### 2. Registering

- 2.1 To register and create an account click the 'Log In' icon at the top right-hand side of the welcome page.



- 2.2 Click 'Create a new account' button.

# Is this your first time here?

For full access to this site, you first need to create an account.

[Create new account](#)

2.3 Choose a username and password. Your password must have at least eight characters and be made up of at least one digit, one lower case letter, one upper case letter and one non-alphanumeric character.

2.4 Complete 'More details' section. Email address, first name and surname are mandatory.

## New account

[Collapse all](#)

▼ Choose your username and password

Username !  x  
- Missing username

The password must have at least 8 characters, at least 1 digit(s), at least 1 lower case letter(s), at least 1 upper case letter(s), at least 1 non-alphanumeric character(s) such as as \*, -, or #

Password !  x  
- Missing password

---

▼ More details

Email address !

Email (again) !

First name !

Surname !

City/town

Country

[Create my new account](#) [Cancel](#)

There are required fields in this form marked !.

2.5 Once registered, you will receive a welcome email with a link to activate your account. Click on this link or copy and paste it into your browser and you will

be automatically logged into your account. If you don't receive this email, check your junk folder.


2.6 If you forget your username and/or password you can reset them by clicking on the 'Forgotten your username or password' link.

Username / email

Password

Remember username

[Log in](#)

[Forgotten your username or password?](#) 

Cookies must be enabled in your browser [?](#)

### 3. Technical support

3.1 If you have any technical problems, please email: [fsasupport@indeg.co.uk](mailto:fsasupport@indeg.co.uk)



### 4. Getting started

4.1 From the homepage access the main course menu by selecting the 'complete survey and start course' button.

[Complete survey and start course](#)

4.2 The survey is anonymous and will help us understand which user-groups are accessing the training and help make future improvements. Select the 'start survey' button.

[Home](#)

  Full screen

Food Allergy and Intolerance Online Training

The survey is anonymous and will help us understand which user-groups are accessing the training and help make future improvements.

[Start survey](#)

4.3 The modules will appear once the survey is completed.



**Module 1: Effects that allergies have in the body**

- [Start module 1](#)
- [Start module 1 quiz](#)
- [View transcript](#)



**Module 2: The rules for allergen information**

- [Start module 2](#)
- [Start module 2 quiz](#)
- [View transcript](#)



**Module 3: Managing allergens in the factory**

- [Start module 3](#)
- [Start module 3 quiz](#)
- [View transcript](#)

## 5. Course modules

5.1 The modules that make up this training cover six themes:

- Module 1 - Effects that allergies have in the body
- Module 2 – The rules for allergen information
- Module 3 – Managing allergens in the factory
- Module 4 – Providing accurate allergen information for prepacked and non-prepacked food
- Module 5 – Managing allergens in a catering environment
- Module 6 – The use of voluntary labelling

5.2 Each module consists of bite-size lessons, including:

- an introduction with the module's objectives
- unassessed quiz for you to check your understanding of what you have learnt
- a summary of the learning outcomes

5.3 Once you have studied each module you will be ready to take a test, covering material from the module. You can complete the training in one go or save and return later.

## 6. Transcripts

6.1 Transcripts of the modules are also provided on the main course menu under each module. These transcripts are designed to be used with assistive

technology, such as screen readers, or as an alternative mode of learning, including working offline.

6.2 If using the transcripts the tests must still be completed online.

## **7. Tests**

7.1 You can access tests for each module from the main course menu. The purpose of the tests is to allow you to check your knowledge and understanding of the content contained in the module. You will not be tested on any information from the external sites or PDF documents, provided during the training.

## **8. CPD certificate**

8.1 If you answer 85% or above of all questions correctly on the end-of-module tests, you will be able to download a Continuing Professional Development (CPD) certificate to demonstrate your knowledge.

8.2 You can complete the training and/or the tests again at any point and obtain a new certificate (if the tests are successfully passed). Alternatively, you can update your understanding of specific modules at any time.